




DUR-O-WAL MASONRY WALL REINFORCING (cont'd)




D/A 370 DUR-O-EYE




D/A 340 CRT




D/A 300 ADJUSTABLE
CRT




D/A 360 LADUR-EYE



D/A 350 DUR-O-TAB



D/A 330 ADJUSTABLE
DUR-O-TAB



D/A 360 SEISMIC LADUR-EYE

Warning

The information contained in this publication does not constitute any professional opinion or judgment and should not be used as a substitute for competent professional determinations. Each construction project is unique and the appropriate use of this product is the responsibility of the engineers, architects and other professionals who are familiar with the specific requirements of the project.

Warranty

Seller makes no warranty of any kind, express or implied, except that the goods sold under this agreement shall be of the standard quality of seller, and buyer assumes all risk and liability resulting from the use of the goods, whether used singly or in combination with other goods. Seller neither assumes nor authorizes any person to assume for seller any other liability in connection with the sale or use of the goods sold, and there is no oral agreement or warranty collateral to or affecting this transaction.

Materials	
Wire Eyes/Tabs	3/16" dia. (w 2.8)
Wire Pintles	3/16" dia. (w 2.8)
Sheet Metal Tabs	16 ga. (0.68)
Sheet Metal Pintles	12 ga. (.105)